



Take the First Step to Launch Your LegalShield Business!

My.LSEngage.com/FirstStep

- STEP 1: Set a Goal**
 - Review your goal with your sponsor (Game Plan Interview).
 1. What is your WHY?
 2. How much do you want to make in your first month?
 3. How many hours per week are you willing to work to make that happen?
 4. What is your goal in your first 45 days?

- STEP 2: Make Your List**
 - Use the Memory Jogger to create a list of prospects to share the membership and opportunity.
 - Who can you invite from your cell phone contacts or Facebook friend list?

- STEP 3: Take Action**
 - Schedule 2-3 Private Zoom Calls in your first 24-48 hours.
 - Share the Opportunity / Membership Video with 5-10 prospects per day.
 - Do 3-Way Calls with sponsor.
 - Invite guests to your local/corporate Zoom presentations.
 - Go to the LegalShield calendar at www.LegalShieldCalendar.com OR
 - Check the events calendar in the Prospect by LegalShield app
 - Set up presentations with your sponsor (2:1 presentation).

- STEP 4: Activate Your Business Technology**
 - Get ready to enroll members via your website:
 - LoginName.WeAreLegalShield.com, LoginName.SomosLegalShield.com, OR LoginName.LadiesofJustice.com
 - Download the Apps: LegalShield, IDShield, Prospect by LegalShield and LSEngage.
 - Join the Facebook groups: LegalShield Associate Success and LegalShield Associate Support.
 - Use MEMBERPerks and ASSOCIATEPerks to save money.
 - Start your Will, use your membership.


- STEP 5: Get Trained**
 - If you haven't already done your First Step training, visit My.LSEngage.com/FirstStep and then attend the live Fast Start Zoom Class.
 - Go to: www.LegalShieldCalendar.com.
 - In the search bar, enter "Fast Start."
 - Register for Fast Start Training Class.
 - Attend class as soon as possible (must be within first 20 days to qualify for Fast Start bonus).



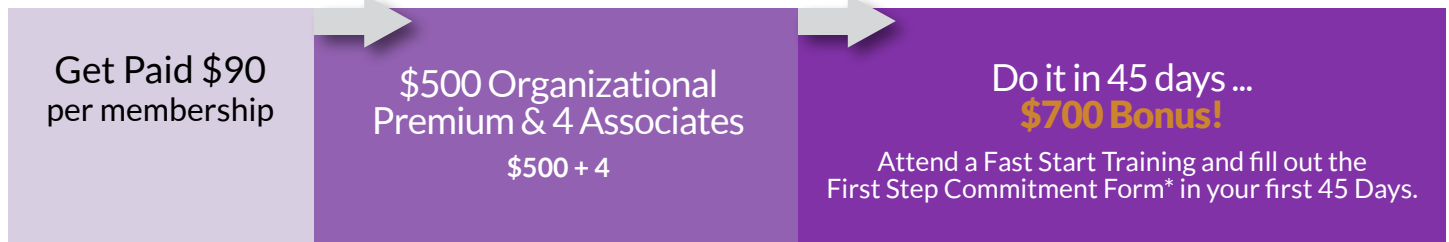
Fast Start Bonus

Get started fast in your first 20 days!

Step 1: Fast Start Qualify




Step 2: Become a Future Leader of LegalShield



Step 3: Sponsor Bonuses



Go to Fast Start Training in first 20 days...Earn a Bonus!



Commissions shown represent advances for the \$64.90 premium plan. Recruits must be Fast Start associates and pay current associate entry fee. LegalShield reserves the right, in its sole discretion, to amend this program or any part thereof at any time. Please refer to your Associate Agreement and Policies and Procedures on incentives, bonuses or compensation.

*Form not applicable in Canada or LegalShield en Español.

This information is for use by Pre-Paid Legal Services, Inc. d/b/a LegalShield ("LegalShield"), its affiliates and its independent associates. Do not duplicate or disseminate without express, written permission from LegalShield. No guarantee or promise of increased income or business is implied. Individual results and success as an independent sales associate depends on individual effort and abilities. These experiences are specific to each independent associate's efforts, abilities, and motivation. For statistics on actual earnings please review the Income Disclosure Statement at opportunity.legalshield.com.



First Step Guide

To complete the Getting Started Right process, fill in this guide, then launch your LegalShield business and Fast Start Qualify to Senior Associate!



STEP 1: Watch the LevelUp123ABC Getting Started Video at AssociateStart.com.

Schedule your 20 minute Game Plan Interview (GPI) with your support team.

Date: _____ Time: _____

Write down your WHY for starting your LegalShield business: _____

STEP 2: Craft your story.

Work with your sponsor to to craft your simple yet catchy story. Use your story to pique their interest, then give an invitation, not give a presentation.

Your story is:

1. Your background.
2. What you don't like about it, what problems you had. Ask if they can relate ("me too").
3. Why you got started in this business without mentioning what it is.
4. Why you are excited about your future, Ask if they want to see the solution you found.

STEP 3: Launch your business by scheduling your Private Business Reception (PBR) and/or Private Zoom Call (PZC).

Private Zoom Call Date: _____ Time: _____

CONNECT: Team Pinnacle Facebook page: facebook.com/groups/LegalShieldTeamPinnacle

NEXT, Get plugged into events and get connected with your leaders.

Support team: _____
Senior Director Name & Number Executive Director Name & Number

Team Pinnacle Weekly Calls: Sundays at 8pmET: **Pinnaclezoom.com**

Super Saturday: _____ Convention: _____

Weekly Briefing: _____ Fast Start Training: _____

PERFORMANCE CLUB, Get in Performance Club! Learn how at Connect.LegalShield.com/PC

LegalShield Home Office - 580-436-7424

Briefings & Trainings Calendar - www.LegalShieldCalendar.com

Private Business Overview (PBO) 20 minute video: newlaunchjoin.com

Team Pinnacle Website: www.MyTeamPinnacle.com